

BALKON  
A = 5.22 m<sup>2</sup>  
U = 10.0 m

①

115.0/212.0

115.0/147.5

165.0/147.5

BR 50

BR 71

BR 71

①

WOHNZIMMER

A = 16.52 m<sup>2</sup>  
U = 16.4 m

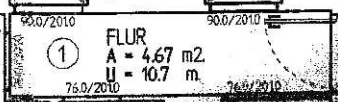
①

SCHLAFZIMMER

A = 15.40 m<sup>2</sup>  
U = 16.0 m

SCHL

A = 1  
U = 1



90.0/201.0

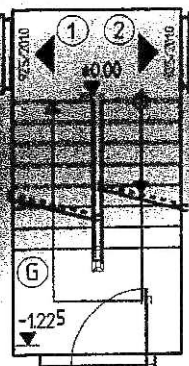
90.0/201.0

①

FLUR  
A = 4.67 m<sup>2</sup>  
U = 10.7 m

76.0/201.0

76.0/201.0



97.5/201.0

97.5/201.0

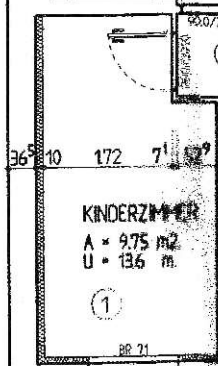
①

②

+0.00

①

-1.225



36.5/10

172

71

52.9

KINDERZIMMER

A = 9.75 m<sup>2</sup>  
U = 13.6 m

①

BAD/WC

A = 4.75 m<sup>2</sup>  
U = 9.6 m

①



KÜCHE

A = 6.91 m<sup>2</sup>  
U = 11.0 m

①

107.0/147.5

76.0/147.5

107.0/147.5

150.0/220.0